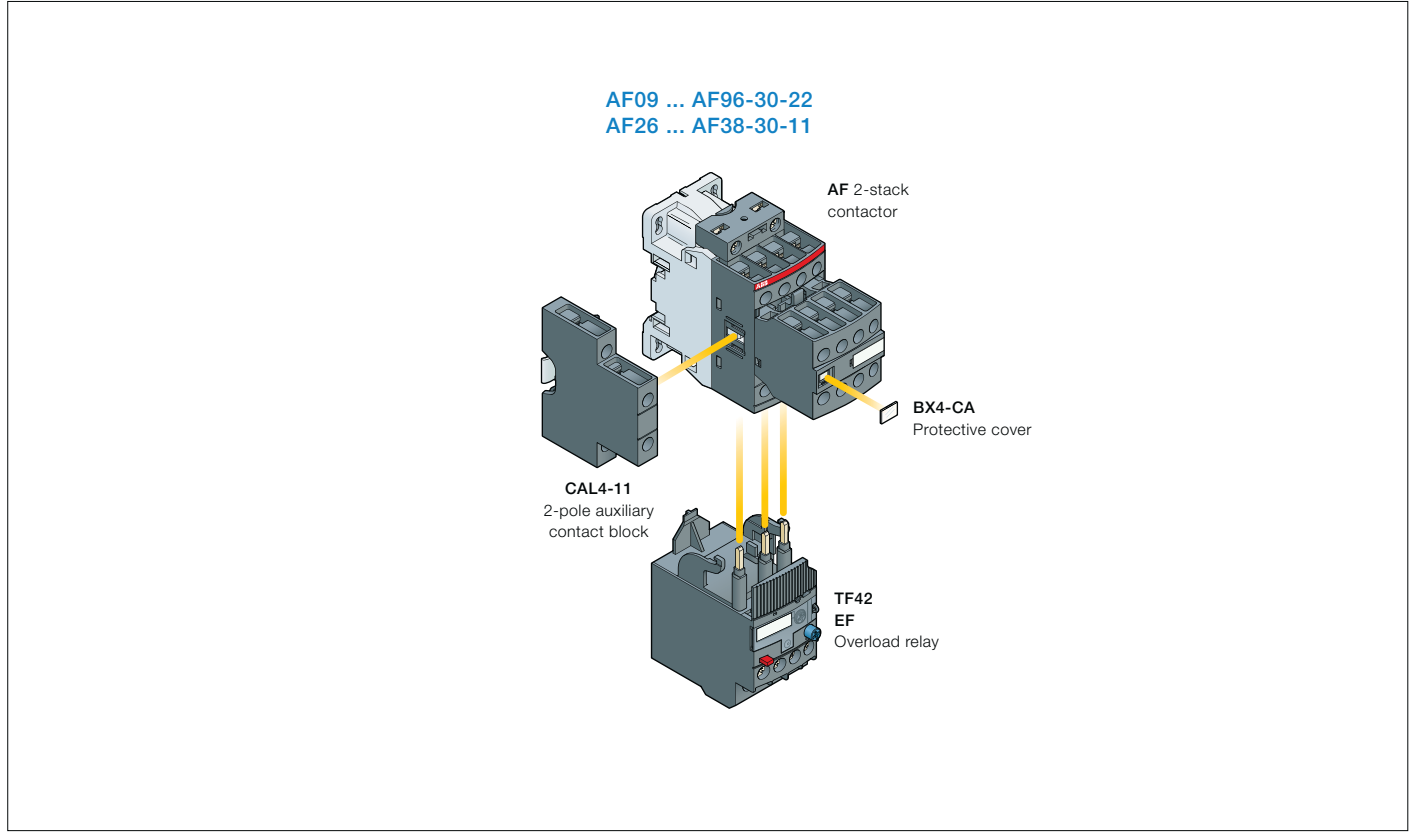


# AF09 ... AF96 2-stack 3-pole contactors

## Main accessories

### Contactor and main accessories (other accessories available)



### Main accessory fitting details

Many configurations of accessories are possible depending on whether these are front-mounted or side-mounted.

Contactor types	Main poles		Built-in auxiliary contacts		Front-mounted accessories				Electrical and mechanical interlock set (between 2 contactors)		Side-mounted accessories		
	I	L	I	L	Auxiliary contact blocks			Electronic timer	VEM4		Left side	Right side	
					1-pole CA4	2-pole CAT4-11	4-pole CA4	TEF4			2-pole CAL4-11		
AF26 ... AF38	3	0	1	1	–	–	–	–	–	–	+	1	+ 1
AF40 ... AF65	3	0	1	1	4 max.	or 1	or 1	or 1	–	–	–	–	+ 1
AF80 ... AF96	3	0	1	1	4 max.	–	or 1	or 1	–	–	–	–	+ 1
AF09 ... AF96	3	0	2	2	–	–	–	–	–	–	+	1	–
AF40 ... AF96	3	0	2	2	–	–	–	–	–	–	+	1	+ 1

### Overload relays fitting details (1)

Contactor types	Thermal overload relays	Electronic overload relays
AF09 ... AF38	TF42 (0.10...38 A)	EF19 (0.10...19 A)
AF26 ... AF38	TF42 (0.10...38 A)	EF45 (9...45 A)
AF40 ... AF65	TF65 (22...67 A)	EF65 (20...70 A)
AF80, AF96	TF96 (40...96 A)	EF96 (36...100 A)

The addition of an overload relay on the contactor does not prevent fitting of many other accessories as shown above.

(1) Direct mounting - No kit required.

# AF09 ... AF96 2-stack 3-pole contactors

## Main accessories



CAL4-11




VM4




BEA16-4



TEF4-ON



BER16-4



BEY16-4

### Ordering Details (1)

For contactors	Auxiliary contacts	Type	Order code	Pkg qty	Weight (1 pce)
					kg

#### Side-mounted instantaneous auxiliary contact blocks

AF09 ... AF96	1 1	- -	CAL4-11	1SBN010120R1011	1	0.040
	1 1	- -	CAL4-11-T	1SBN010120T1011	10	0.040

#### Mechanical interlock unit

AF09 ... AF38			VM4	1SBN030105T1000	10	0.005
AF40 ... AF96			VM96-4	1SBN033405T1000	10	0.006

Note: VM4 and VM96-4 include 2 fixing clips (BB4) to maintain together both contactors.

For contactors	Time delay range selected by switch	Delay type	Auxiliary contacts	Type	Order code	Pkg qty	Weight (1 pce)
							kg

#### Electronic timers

AF40 ... AF96-30-11	0.1...1 s	ON-delay	1 1	TEF4-ON	1SBN020112R1000	1	0.065
	1...10 s	OFF-delay	1 1	TEF4-OFF	1SBN020114R1000	1	0.065
	10...100 s						

Note: Rated control circuit voltage U<sub>c</sub> 24...240 V 50/60 Hz or DC.

#### Connecting links with manual motor starters

AF09 ... AF16	with	MS116-0.16 ... MS116-25, MS132-0.16 ... MS132-25		BEA16-4	1SBN081306T1000	10	0.025
AF26 ... AF38	with	MS116-0.16 ... MS116-16, MS132-0.16 ... MS132-10		BEA26-4	1SBN082306T1000	10	0.025
		MS116-20 ... MS116-32, MS132-12 ... MS132-32		BEA38-4	1SBN082306T2000	10	0.030
AF40 ... AF65	with	MS165-16 ... MS165-65		BEA65-4	1SBN083406R1000	1	0.090

#### Connection sets for reversing contactors

AF09 ... AF16				BER16-4	1SBN081311R1000	1	0.045
AF26 ... AF38				BER38-4	1SBN082311R1000	1	0.100
AF40 ... AF65				BER65-4	1SBN083411R1000	1	0.175
AF80 ... AF96				BER96-4	1SBN083911R1000	1	0.250

#### Connection sets for star-delta starting

AF09 ... AF16	with or without VM4			BEY16-4	1SBN081313R2000	1	0.050
AF26 ... AF38	with or without VM4			BEY38-4	1SBN082713R2000	1	0.110
AF40 ... AF65	with or without VM96-4			BEY65-4	1SBN083413R2000	1	0.200
AF80 ... AF96	with or without VM96-4			BEY96-4	1SBN083913R2000	1	0.250

(1) For more information, refer to "Accessories" section.